

The new Standard for Evaluation, Editing and Presentation of Measurement Data.

HYDRO*com***6**



... makes more of your Measuring Instruments.

Clear Advantages

- Intuitive and simple operation
- Fast finding of all data
- Fast acquisition of measurement values
- Fast, reproducible working with templates and configuration files
- Individual program layout
- Display and processing of several channels or measurement series
- Various display styles
- Online mode for measuring and monitoring
- Easy creation of test reports
- High flexibility in data exchanges

HYDROcom Explorer **NEW**

With the **HYDROcom Explorer** you have everything under control. Manage measurement series and channels, drag and drop measuring data in an layout section, ready.

Display details and statistics with one click, or add calculated channels in seconds.

Combine freely **NEW**

Combine channels of different measurement series as desired, measuring time and scan rate are no objects. Drag channels into diagram or table, ready.

Reports in record time **NEW**

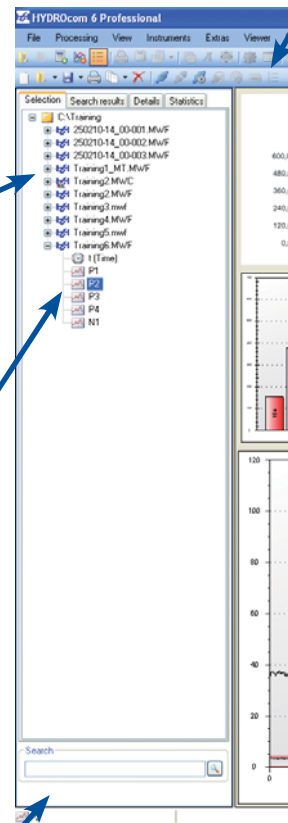
Drag diagrams, tables, images and texts on your report sheet, ready.

Save report templates to complete recurring duties in a rational way.

Nothing gets lost **NEW**

Enter an arbitrary text into the search box, the search results are available instantly.

Search for measurands, instruments, points in time or any other information contained in the measuring data.



Freely configurable



Arrange your working area as you like it. Display buttons individually, select number and size of layout sections and use the options for the setup of your working environment.

Classifications



Use three-dimensional histograms to analyze measuring data, or use the range-mean counting or Markov chains. Classifications can be configured freely, realize your color and design conceptions.

For all instruments

Connect Hydrotechnik measuring instruments via USB, RS232, RS485 or LAN. An intelligent dialog assist you during the entry of the required connection parameters.



Clear tables



Use the functions for the tabular presentation of measured values. Choose between tables with values of different measurement series, compact tables or special filters. Export tables with drag & drop into tabulation programs.

Descriptive histograms



Show measurement results as frequency distribution with freely definable histograms. Like all other elements, histograms can be used in other applications in a fast and easy way.

Perfect diagrams



Analyze measuring data in line diagrams by scaling, smoothing, moving or zooming. Use spot and difference measuring lines and insert texts, arrows or images. Lines, axes and backgrounds may be configured freely.

More software products

HYDROgen

The extra-ordinary software for the creation of automatic test sequences.

Transform your measuring instrument into a mobile test stand. Replicate test specifications exactly or realize demands to reproducibility and documentation of measuring tasks.

HYDROgen can be operated easily. You compose „building blocks“ in an object-oriented environment to create test sequences that can be adapted individually.

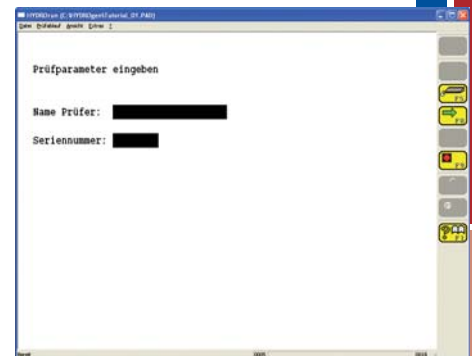
We are ready to program your test sequence on demand.



HYDROrun

The partner of **HYDROgen** for the execution of test sequences on Hydrotechnik measuring instruments or on a PC.

Operation is extremely simply, a training is normally not required.




HYDROlink

The remote control software for Hydrotechnik measuring instruments.

Originally written for the use with instruments of the MultiControl family that do not have controls, **HYDROlink** is more and more used for the PC-based operation of MultiSystem instruments.

Demanding instrument configurations with CAN bus and complex channel calculations can be executed at the PC in a more comfortable and faster way.



HYDROwork

The remote control software for Hydrotechnik MultiBox instruments.

We kept the software as simple as possible to achieve short training times. This eases the use of MultiBox measuring instruments and their correct configuration for the desired application.

